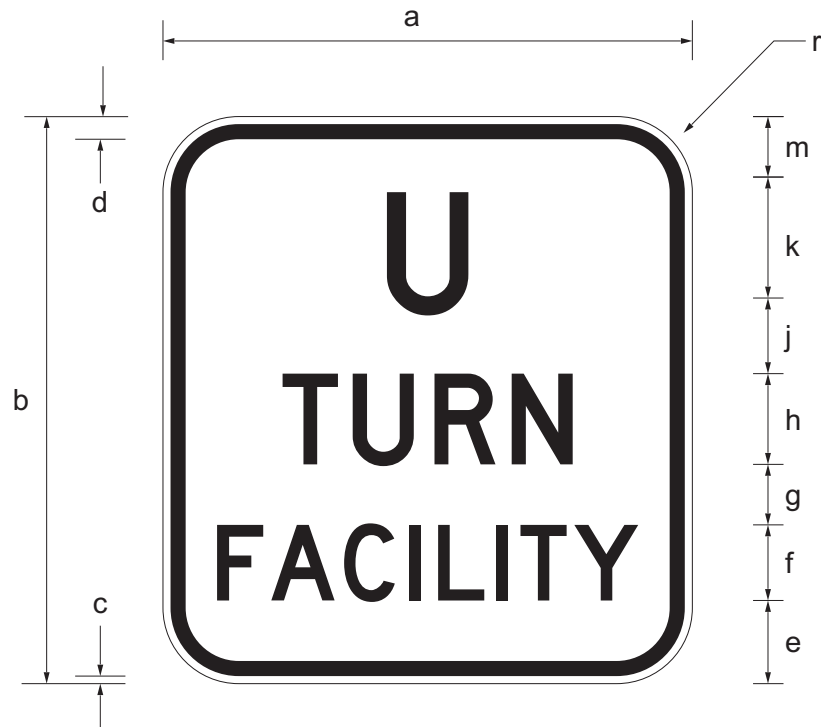


Size B layout
example



	a	b	c	d	e	f	g	h	j	k	m	r
SIZE A	700	750	10	30	110	100DN	80	120DN	100	160DN	80	100
SIZE B	800	900	10	30	120	120DN	100	160DN	100	180DN	120	100

Colour Legend

	Retroreflective white
	Black

Notes:

1. This sign may be used at the locations where a U turn facility has been installed.
2. Size A may be used on low speed roads (60km/h and lower).
3. Refer to page 2 for details of the advance information sign.



**Queensland
Government**

INFORMATION SIGN

“U TURN FACILITY”

Department of Transport and Main Roads
Infrastructure Management & Delivery Division

APPROVED AS OFFICIAL TRAFFIC SIGN

21/05/15
Date

PRINCIPAL ENGINEER
(Traffic Engineering)

TC9636_1

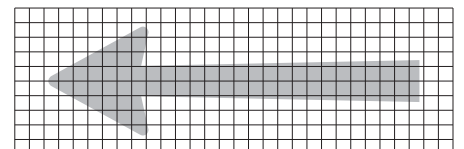
Page 1 of 2

Designed
TV 05/15



Checked
DJ 05/15

Scale
Not to Scale

A B C



Colour Legend

	Retroreflective white
	Black

Notes:

1. This sign may be used to inform that a U turn facility existing on a side road ahead.
2. Arrow may be reversed as required.
3. Refer to page 1 for U turn facility location sign.



**Queensland
Government**

Department of Transport and Main Roads
Infrastructure Management & Delivery Division

Designed
TV 05/15

Checked
DJ 05/15

Scale
Not to Scale

INFORMATION SIGN

“U TURN FACILITY ON SIDE ROAD”

APPROVED AS OFFICIAL TRAFFIC SIGN


PRINCIPAL ENGINEER
(Traffic Engineering)

21/05/15
Date

TC9636_2

Page 2 of 2

A	B	C		
---	---	---	--	--